

# Experimental observation of resonance-assisted tunneling

Stefan Gehler, Steffen Löck, Susumu Shinohara, Arnd Bäcker,  
Roland Ketzmerick, Ulrich Kuhl, and Hans-Jürgen Stöckmann

Arxiv, February 17, 2015

**Speaker : SOYUN KIM**

**June 22, 2015**

# About research group




Stefan Gehler



Steffen Löck



Susumu Shinohara




Arnd Bäcker



Roland Ketzmerick



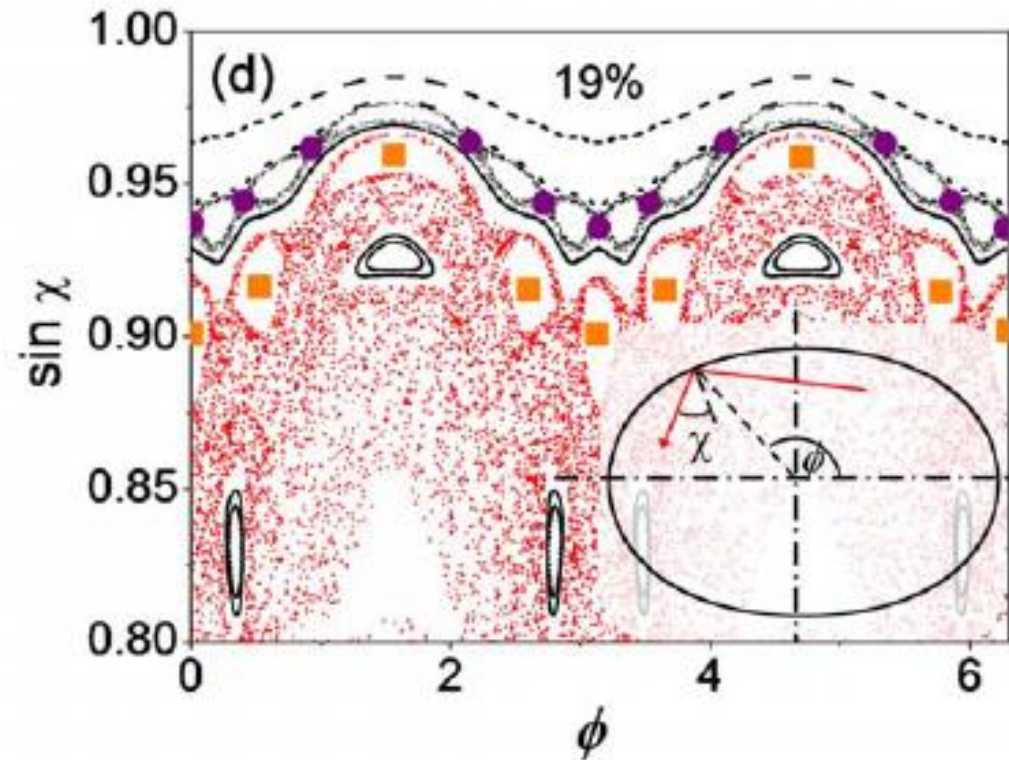
Ulrich Kuhl \*



Hans-Jürgen Stöckmann

# Dynamical tunneling

- Regular  $\rightarrow$  Chaotic
- Regular  $\rightarrow$  Chaotic  $\rightarrow$  Regular  
: Chaos-assisted tunneling
- Chaotic  $\rightarrow$  Chaotic  
: Tunneling between two chaotic regions



In this article, Regular to Chaotic is the case corresponding to RAT

# Dynamical tunneling

Regular → Chaotic

$$|\psi_{reg}(t)|^2 \propto e^{-\gamma t}$$

For increasing wave number,

- For small wave numbers : **direct regular-to-chaotic tunneling** leads to an exponential decrease of  $\gamma$  with increasing wave number
- For larger wave numbers : **resonance-assisted tunneling** enhances the tunneling rates

# Previous research

- Direct regular-to-chaotic tunneling

- Mushroom billiard (2008), BEC (2013)


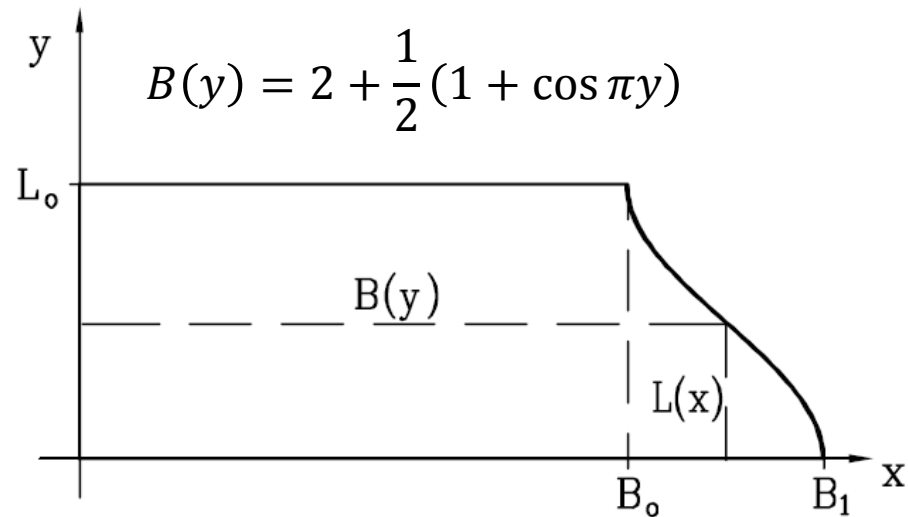
- RAT

- H. Kwak (2013)

→ “Recently the coupling matrix element between two modes coupled by a nonlinear resonance chain was very nicely observed experimentally in the near integrable regime using a deformable asymmetric microcavity. **The experimental observation of the enhancement of regular-to-chaotic tunneling rates due to RAT, however, has remained open.**”


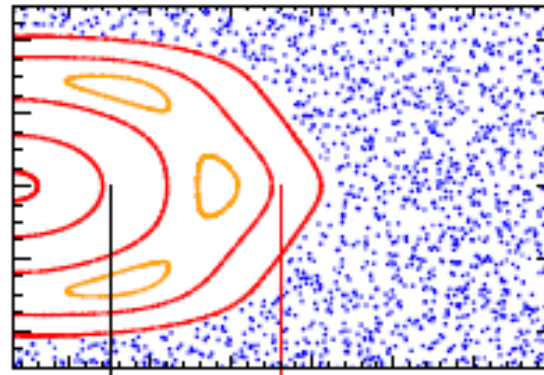
# Experimental setup

- Microwave resonator : Desymmetrized cosine billiard



# Experimental setup

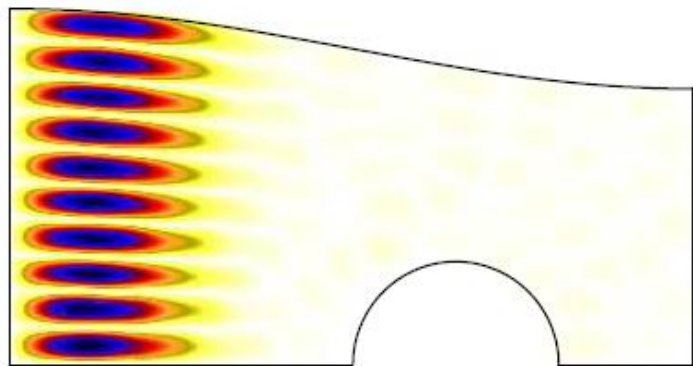
- Broad band foam absorber
  - Open the system
  - The chaotic region of the closed system correspond to the continuum
  - Observation of regular-to-chaotic tunneling by measuring the line width of a regular mode



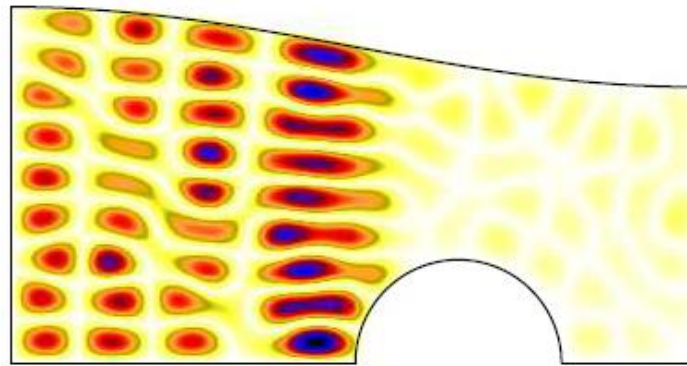


# Experiment 1 : RAT induced by parameter variation

- They first show the signature of RAT from the parametric dependence of two close-by regular modes.
- Complex reflection amplitude :  $S_{11}(\nu) = 1 - i \sum_k \frac{Re(\lambda_k)\psi_k(\bar{r}_1)\psi_k(\bar{r}_1)}{\nu - \nu_k - \Delta_k + \frac{i}{2}\Gamma_k}$
- $\lambda_k$  : complex valued coupling coefficient of the antenna
- Measure S11 for several half disk positions  $d$ , while all other parameters are fixed.



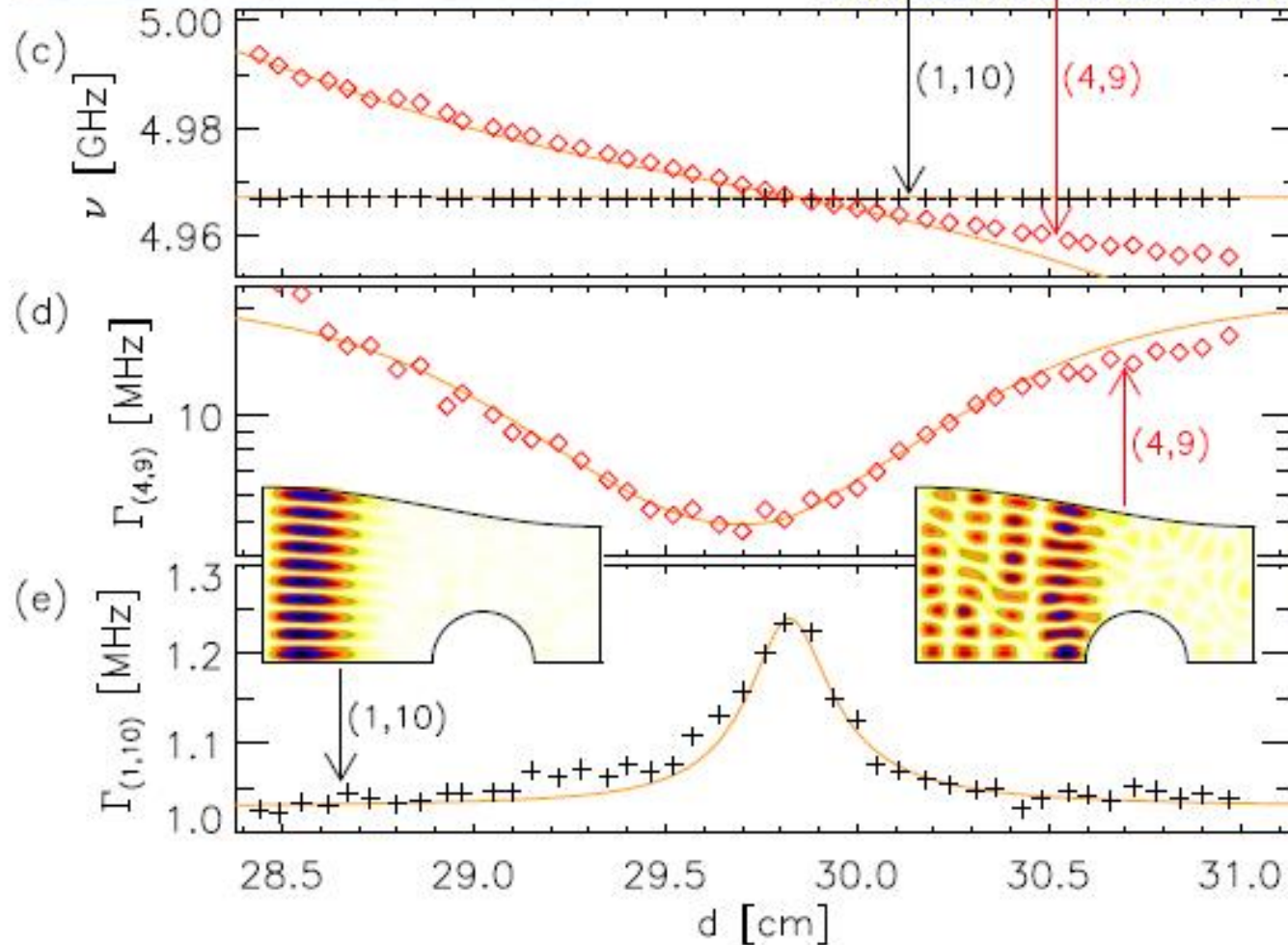
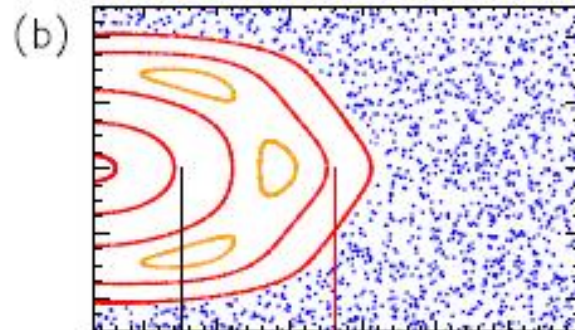
$(n,m)=(1,10)$



$(n',m')=(4,9)$







→ mode (1,10) and mode (4,9) are coupled due to the nonlinear 3:1 resonance chain

→ assuming eigenenergy of mode (1,10) is independent of  $d$

→ The width increase of 0.2MHz

# Quantitative description

- **Matrix model**

$$H = \begin{pmatrix} E_1 - i\frac{\gamma_1}{2} & V_{3:1} \\ V_{3:1} & E_4(d) - i\frac{\gamma_4}{2} \end{pmatrix}$$

- $E_1$  and  $E_4$  : the eigenenergies of the uncoupled modes (and still assuming  $E_1$  is independent of  $d$ )
  - $\gamma_1, \gamma_4$  : related to antenna coupling and wall absorption  $\rightarrow$  independent of  $d$
  - $V_{3:1}$  : coupling due to the 3:1 nonlinear resonance
- 
- Diagonalization  $\rightarrow$  linewidths of the two modes  $\rightarrow$  agrees with increase of the width
  - For a full analysis of RAT, tunneling into the chaotic region have to be considered

# Quantitative description

- Effective Hamiltonian :  $H = H_0 - iWW^\dagger$

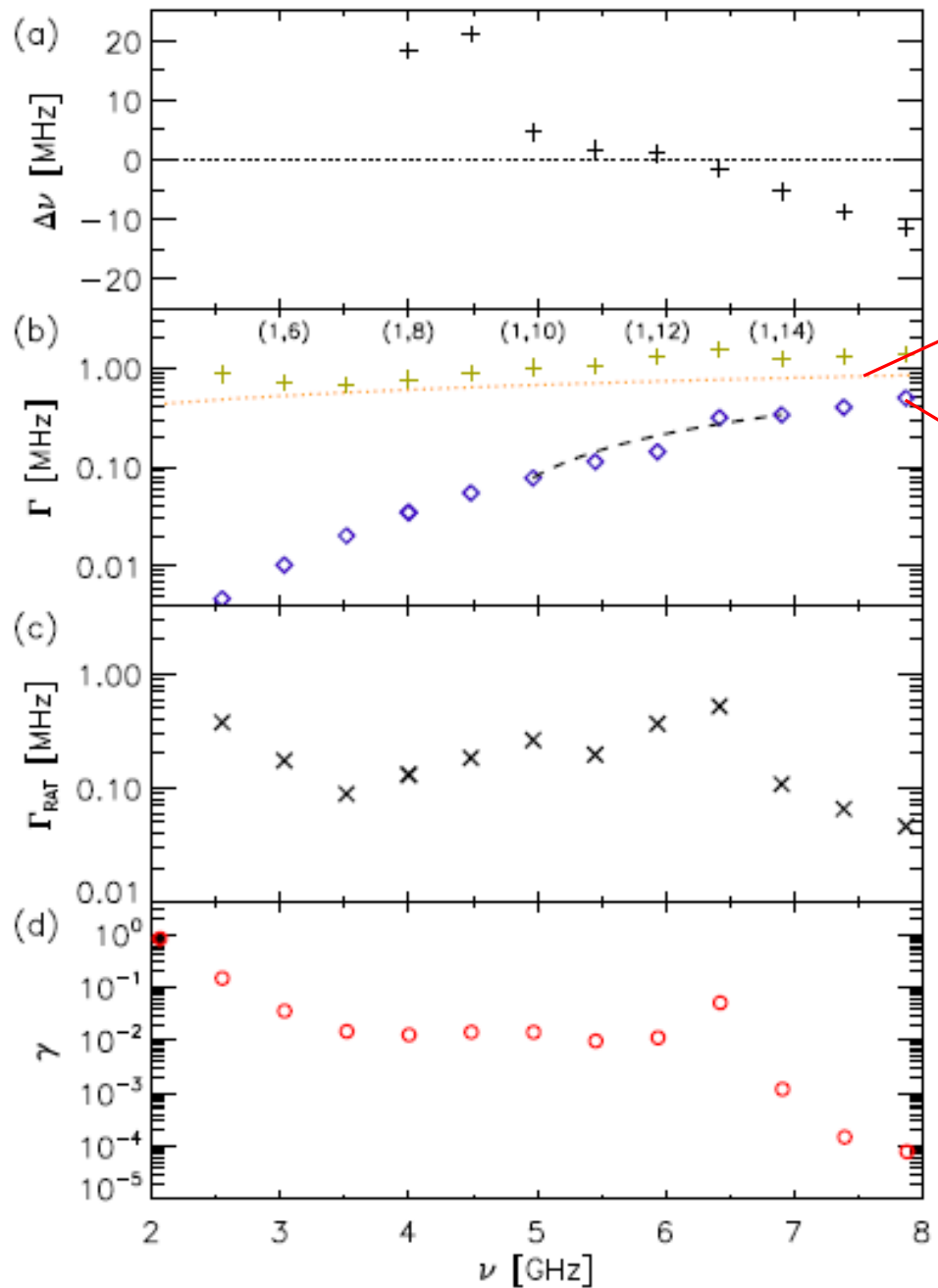
- $$H = \begin{pmatrix} E_1 - i\frac{\gamma_1}{2} & V_{3:1} & 0 \\ V_{3:1} & E_4(d) - i\frac{\gamma_4}{2} & -iV_{dir,4} \\ 0 & -iV_{dir,4} & E_{ch}(d) - i\frac{\gamma_{ch}}{2} \end{pmatrix}$$

→ After the diagonalization, they compared the eigenenergies with the experimentally measured one

→ Fitting the experimental data →  $V_{3:1} = 2.3m^{-2}$  ( $V_{3:1,cl} = 0.51m^{-2}$ )

# Experiment 2 : RAT plateau and peak structure

- Fixed half disk position  $d=30.0\text{cm}$
- Regular mode width contains different contributions
- $\Gamma_{(n,m)} = \Gamma_{RAT} + \Gamma_{wall} + \Gamma_{antenna}$



(a)  $\Delta\nu = \nu_{(1,m)} - \nu_{(4,m-1)}$  for  $m=8, \dots, 16$

$\Gamma_{wall}$

$$\Gamma_{(n,m)} = \Gamma_{RAT} + \Gamma_{wall} + \Gamma_{antenna}$$

$\Gamma_{antenna}$

(b)  $\Gamma_{wall}, \Gamma_{antenna}$

(c)  $\Gamma_{RAT}$

(d) Numerical dimensionless tunneling rates  $\gamma_{(1,m)}$

# Summary

- Experimentally observed RAT using an opened microwave billiard
- Quantitative description is made by 3 x 3 matrix model → coupling element  $V_{3:1}$
- RAT with characteristic plateau and peak structure